



# Curriculum Newsletter

## Year 3 Term 6

Welcome back everyone. We hope you enjoyed a fantastic half-term break and are looking forward to a brilliant final term in Year three.

This newsletter will give you a brief overview of what your child will be covering up until the summer holidays.

If you have any questions please speak with any member of the Senior Leadership Team in the morning or see your child's teacher at the end of the school day. If you think your conversation will require more time, please arrange a meeting with the teacher via the class email account.

As always, please email the main school account – [manorprimary@sgmail.org.uk](mailto:manorprimary@sgmail.org.uk) for any urgent matters or issues relating to attendance, school dinners, FOMS events etc. The class email is not read throughout the day as teachers are teaching and managing the class.

We would also like to remind our families that we are a nut-free school. Some of our children suffer with various allergies and so in order to keep everyone safe, we ask that you do not include food items containing nuts in your child's lunch box or as a break time snack. We would also like to reiterate that we encourage our KS2 children to bring in a **healthy snack** from home to have at break time. **This may include a piece of fruit or a healthy cereal bar.** Other snacks (such as crisps, biscuits and chocolate) are only to be eaten at lunch time if they are brought in at all. We also ask that no sweets, such as Haribo, are brought in at all. Thank you.


We ask that children come to school in their full school uniform. Please refer to our school website for further information on this - <https://www.themanorcofeprimary.org.uk/school-uniform>. Please also note our expectations on P.E kits – we have a supply of spare tops and jogging bottoms to lend to children if they are unable to wear the correct kit to school.

If you have any questions, please do get in touch.

## English

In English this term we will be starting by looking at writing a set of instructions around our Design and Technology project of making healthy sandwiches. We will be looking at the different features used to write instructions including using prepositions to show time.

We will then be continuing onto the short narrative of 'The Secret of Black Rock' by Joe Todd-Stanton.



## Reading

At the end of this newsletter, we have attached some question prompts you might want to use when you read with your child. If you have any questions about how to support your child at home please speak with your class teacher at the end of a school day.

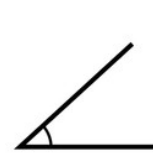


## Maths

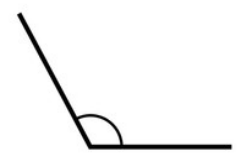
In Maths this term we will be developing our understanding of shape. This will include finding and comparing angles, drawing 2D shapes as well as making 3D shapes and nets.



**RIGHT ANGLE**  
measure exactly  
90 degrees



**ACUTE ANGLE**  
angle measure  
less than 90 degrees



**OBTUSE ANGLE**  
measure more than  
90 degrees

We will also be looking at different types of tables and graphs and learning how to interpret the data recorded on these as well as recording our own data.

After that, we will then be focusing on consolidating our learning from the rest of the year to make sure that we all have a strong foundation to continue to build on next year.

If you would like any information on how we teach these methods in class or guidance on how to support at home, please do not hesitate to speak to your class teacher.

## Topic Subjects

Our Foundation Subject Topic this term is 'Ship Shape and Bristol Fashion' We will be learning all about Bristol's transport history, focussing on train lines and rail. We will be focussing on how Bristol Temple Meads impacted, and continues to impact, on travel in to and out of the South West. We will also be building on our knowledge of the SS Great Britain from KS1, to understand the importance of this ship and how it was manufactured.

Please find below some of the key facts that your child will learn. We will use these facts in our quick recall quizzes and we will be referring back to them over the term. Ask your child about these questions at home to help them remember the knowledge!

- Bristol temple meads station was designed by Brunel to look like Paddington station in England's capital (London)

- It opened on 31<sup>st</sup> August 1840 but only had trains travelling from Bristol to bath
- It was almost a year after the opening until trains travelled to London
- Bristol temple meads has seen two expansions since its opening. The first in 1870s and the second in 1930s
- This year, an estimation of 11million passengers have travelled through Bristol temple Meads Station
- Brunel's SS Great Britain is one of the most important historic ships in the world. She was the first ship to be made of iron and powered by a propeller
- The float out of the ship took place on 19<sup>th</sup> July 1843 and was launched by Prince Albert who smashed a champagne bottle on the ship's bow
- The ship was a passenger ship whose maiden voyage sailed from Liverpool to New York. This trip took 14 days and carried 45 passengers.
- Her final voyage was in 1886
- The SS Great Britain carried 33,000 passengers in her working life



Your child will be taking part in P.E on **Wednesday** and **Friday**. We ask that children come to school dressed in their P.E kits on the days that they have P.E. We would like to remind our families that this involves wearing a gold P.E top and black shorts or black jogging bottoms and white/black trainers/daps. Usual school sweatshirt/ cardigan can be worn with this – no other sweatshirts to be worn please.



### Home learning Expectations

**Home Reading** – We kindly ask that your child reads at least 5 times a week at home. Please prioritise this as this is proven to be the most impactful for children and their learning in school.

**Maths** –Times Table Rock Stars practise (Years 2 to 6) – a total of at least 20 minutes on 'Garage mode'.

**Spellings** – Please practise the weekly spellings at home to support the learning in school (Years 1-6) - around 15 minutes in total.

Please ensure you record evidence of your home learning in your home learning books so that you receive your 'Home Learning Hero' time!



Please ensure your child has a bottle of water at school every day.

Also please make sure that their belongings including school uniform, PE kit, book bags, lunch boxes and water bottles are all clearly labelled with your child's name and class.

Un-named uniform will be taken to the main entrance and put into lost property to be collected.

We ask children not to bring toys or items from home into school unless invited to do so by their class teacher.

### Year 3 Term 6 Key dates:

Monday 10<sup>th</sup> June – Enrichment Day – PE kits to be worn

Wednesday 12<sup>th</sup> June – KS2 Sports day – 9.30am start

Wednesday 19<sup>th</sup> June – Reserve KS2 Sports day

Thursday 20<sup>th</sup> June – Open Classroom from 2.50pm

Friday 21<sup>st</sup> June – FOMS Summer Fair – 3.30 onwards

Tuesday 25<sup>th</sup> June – Local area walk to the old coal mines

Thursday 27<sup>th</sup> June – FOMS disco – 3.30 – 4.30pm KS1, 4.45 – 5.45 KS2

Friday 28<sup>th</sup> June – INSET – school closed for all children

Wednesday 10<sup>th</sup> July – Transition morning in school – meet new teacher

Friday 12<sup>th</sup> July – School Reports shared with families

Tuesday 23<sup>rd</sup> July – Last day of term

## The Book Introduction

Relate the story to the children's own experience (fiction)

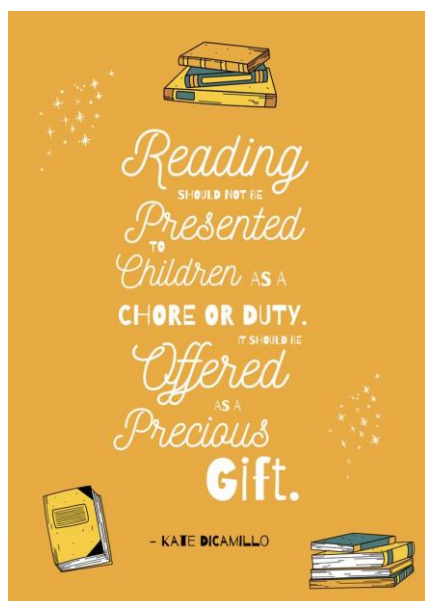
Tap into the children's prior knowledge of the subject (non-fiction)

Very brief overview of the story without revealing too much

Look at front cover and encourage prediction - Who? Where? What?

Look at back cover and blurb

Look at illustrations



## Recall Questions

Where does the story take place?

When did the story take place?

What did he/she look like?

Who was he/she?

Where did he/she live?

Who are the characters in the book?

Where in the book would you find ...?

## Simple Comprehension Questions

What do you think is happening here?

What happened in the story?

What might this mean?

Through whose eyes is the story told?

Which part of the story best describes the setting?

What words and/or phrases do this?

What part of the story do you like best?



## Investigative Questions

What makes you think that?

What words give you that impression?

How do you feel about...?

Can you explain why ...?

I wonder what the writer intended?

I wonder why the writer decided to...?

What do these words mean and why do you think the author chose them?

Has the author used adjectives to make this character funny?

Why did the author choose this setting?

