



Curriculum Newsletter

Year 2 Term 3 2024/25

Welcome back everyone! We all hope you enjoyed your winter break with friends and family and are now ready and raring to start the new term (and year!) back at school. We have planned a range of exciting learning opportunities and know that this term will be another fantastic one at The Manor.

This newsletter will give you a brief overview of what your child will be covering up until the February half term break. If you have any questions please speak with any member of the Senior Leadership Team in the morning or see your child's teacher at the end of the school day. If you think your conversation will require more time, please arrange a meeting with the teacher via the class email account.

As always, please email the main school account – manorprimary@sgmail.org.uk for any urgent matters or issues relating to attendance, school dinners, FOMS events etc. The class email is not read throughout the day as teachers are teaching and managing the class.

We would also like to remind our families that we are a nut-free school. Some of our children suffer with various allergies and so in order to keep everyone safe, we ask that you do not include food items containing nuts in your child's lunch box or as a break time snack. We would also like to reiterate that as your child is in KS1, they receive a healthy snack provided by school. We therefore ask that all children in KS1 (Year R – 2) **do not** bring in an additional snack. We also ask that no sweets, such as Haribo, are brought in at all. Thank you.

We ask that children come to school in their full school uniform. Please refer to our school website for further information on this - <https://www.themanorcofeprimary.org.uk/school-uniform>. Please also note our expectations on P.E kits – we have a supply of spare tops and jogging bottoms to lend to children if they are unable to wear the correct kit to school.

If you have any questions, please do get in touch.

English

In English this term we will be looking at the book – Winter's Child written by Angela McAllister and illustrated by Grahame Baker-Smith.



We will be using this as inspiration to write our own setting and character descriptions. We will continue to focus on expanded noun phrases, using conjunctions to link our sentences and ensuring our sentences are accurately punctuated.

Reading

At the end of this newsletter, we have attached some question prompts you might want to use when you read with your child. If you have any questions about how to support your child at home please speak with your class teacher at the end of a school day.



Maths

In Maths this term we will continue to develop our understanding of addition and subtraction and will be developing our fluency and quick recall of key facts which help with this.

We will begin to look at multiplication and division, exploring what this means and starting to look at the 2 times table and how it relates to doubling and halving.







If you would like any information on how we teach these methods in class or guidance on how to support at home, please do not hesitate to speak to your class teacher.

Topic Subjects

Our Foundation Subject Topic this term is 'Amazing Africa' We will be learning all about the continent of Africa, looking at some of the individual countries and learning about some of the physical and human geographical features of the continent. We will be looking at a variety of animals in our Science topic and learning about our STEM hero: Carl Hagenbeck and his achievements.

Please find below some of the key facts that your child will learn. We will use these facts in our quick recall quizzes and we will be referring back to them over the term. Ask your child about these questions at home to help them remember the knowledge!

- Africa is a continent not a country.
- The Equator runs through the middle of Africa, so it is in both the Northern and Southern Hemispheres.
- Africa is made up of 54 unique countries
- One of Africa's physical features is The Sahara Desert.
- One of Africa's human features are The Pyramids of Giza.

	<p>Your child will be taking part in P.E on Monday. We ask that children come to school dressed in their P.E kits on the days that they have P.E. We would like to remind our families that this involves wearing a gold P.E top and black shorts or black jogging bottoms and white/black trainers/daps. Usual school sweatshirt/ cardigan can be worn with this – no other sweatshirts to be worn please.</p> <p>They will also be taking part in Forest School on Thursdays – a separate letter has been sent about this.</p>
	<p style="text-align: center;">Home learning Expectations</p> <p>Home Reading – We ask that your child reads at least 5 times a week at home. Please prioritise this as this is proven to be the most impactful for children and their learning in school.</p> <p>Maths – Please complete the short ‘Fluency Bee’ worksheet to develop their fluency and consolidate learnt number facts. Next term, they will begin Times Tables Rock Stars for their Maths Home Learning. We will be looking at this in school, but you may wish to begin practising this at home. Login details were stuck in Home learning books at the start of the year – contact via the class email if you need these details again.</p> <p>Spellings – Please practise the weekly spellings at home to support the learning in school (Years 1-6).</p> <p style="background-color: yellow;">Please ensure you complete the tasks in your home learning books so that you receive your ‘Home Learning Hero’ time!</p>
	<p>We are excited to invite you to join us in our mission to foster a love for reading among our young learners at The Manor.</p> <p>Reading is a fundamental skill that lays the foundation for a lifetime of learning. We are seeking parent/carer volunteers who can spare some time to read with our children. Your support and enthusiasm can make a significant difference in their reading journey. If you can spare an hour or so a week to read with our brilliant readers, please contact the class teacher. Thank you!</p>
	<p>Please ensure your child has a bottle of water at school every day. Also please make sure that their belongings including school uniform, PE kit, book bags, lunch boxes and water bottles are all clearly labelled with your child’s name and class.</p> <p>Un-named uniform will be taken to the main entrance and put into lost property to be collected.</p> <p>We ask children not to bring toys or items from home into school unless invited to do so by their class teacher.</p>

Year 2 Term 3 Key dates:

Thursday 23rd January 2025 (2:45pm)
 Week beginning 3rd February 2025
 Thursday 6th February 2025
 Friday 14th February 2025

Open Classrooms
 Children’s Mental Health Week
 FOMS Disco
 Last Day of Term 3

Question Prompts to use when reading with your child



The Book Introduction

Relate the story to the children's own experience (fiction)

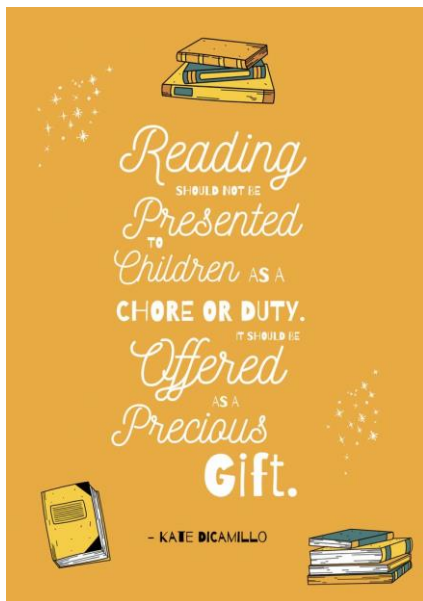
Tap into the children's prior knowledge of the subject (non-fiction)

Very brief overview of the story without revealing too much

Look at front cover and encourage prediction - Who? Where? What?

Look at back cover and blurb

Look at illustrations



Recall Questions

Where does the story take place?

When did the story take place?

What did he/she look like?

Who was he/she?

Where did he/she live?

Who are the characters in the book?

Where in the book would you find ...?

Simple Comprehension Questions

What do you think is happening here?

What happened in the story?

What might this mean?

Through whose eyes is the story told?

Which part of the story best describes the setting?

What words and/or phrases do this?

What part of the story do you like best?



Investigative Questions

What makes you think that?

What words give you that impression?

How do you feel about...?

Can you explain why ...?

I wonder what the writer intended?

I wonder why the writer decided to...?

What do these words mean and why do you think the author chose them?

Has the author used adjectives to make this character funny?

Why did the author choose this setting?

