



Curriculum Newsletter

Year 5 Term 6

Welcome back everyone. We hope you enjoyed a fantastic half-term break and are looking forward to a brilliant final term in Year Five.

This newsletter will give you a brief overview of what your child will be covering up until the summer holidays.

If you have any questions please speak with any member of the Senior Leadership Team in the morning or see your child's teacher at the end of the school day. If you think your conversation will require more time, please arrange a meeting with the teacher via the class email account.

As always, please email the main school account – manorprimary@sgmail.org.uk for any urgent matters or issues relating to attendance, school dinners, FOMS events etc. The class email is not read throughout the day as teachers are teaching and managing the class.

We would also like to remind our families that we are a nut-free school. Some of our children suffer with various allergies and so in order to keep everyone safe, we ask that you do not include food items containing nuts in your child's lunch box or as a break time snack. We would also like to reiterate that we encourage our KS2 children to bring in a **healthy snack** from home to have at break time. **This may include a piece of fruit or a healthy cereal bar.** Other snacks (such as crisps, biscuits and chocolate) are only to be eaten at lunch time if they are brought in at all. We also ask that no sweets, such as Haribo, are brought in at all. Thank you.

We ask that children come to school in their full school uniform. Please refer to our school website for further information on this - <https://www.themanorcofeprimary.org.uk/school-uniform>. Please also note our expectations on P.E kits – we have a supply of spare tops and jogging bottoms to lend to children if they are unable to wear the correct kit to school.



If you have any questions, please do get in touch.

English

In English this term we will be exploring a variety of styles of writing.

To begin with, we will be focusing our fiction writing on the short film 'The Piano'. Our writing has come on wonderfully this year, so we will be consolidating using a mix of writing techniques, such as using modal verbs, complex sentences and relative clauses.

We will then be moving on to learning more about non-fiction styles of writing- creating question and answer leaflets about Bristol.



Reading

At the end of this newsletter, we have attached some question prompts you might want to use when you read with your child. If you have any questions about how to support your child at home please speak with your class teacher at the end of a school day.



Topic Subjects

Our Foundation Subject Topic this term is 'Ship Shape and Bristol Fashion'. We will be learning all about Bristol and its link to the Transatlantic Slave Trade. We will study the Bristolian merchant Edward Colston and learn about the more recent shift in people's views of him as a part of Bristol's history. We will use writings from Olaudah Equiano to gain a better understanding of what slavery may have been like and how many people bravely fought for what was right. As geographers, we will learn about how Bristol's population has changed over time- asking meaningful questions as to why this may have been. We will link to our maths learning of statistics and create line graphs to represent

Maths

In Maths this term, we will develop our understanding of decimals. We will learn to add and subtract decimals in a variety of ways and contexts, as well as moving on to multiplying and dividing decimals by 10, 100 and 1,000. We will learn to be careful with the place value of our digits and positioning our decimal points correctly, so as to not be like Tiny!

$$0.15 + 0.4 = 0.19$$



Later in the term, we will turn our attention to shape, statistics, position and direction and negative numbers.

If you would like any information on how we teach these methods in class or guidance on how to support at home, please do not hesitate to speak to your class teacher.

these changes. As artists, we will continue to be inspired by sculptor Augusta Savage- this term creating sculptures inspired by inspirational black figures in history.

Please find below some of the key facts that your child will learn. We will use these facts in our quick recall quizzes and we will be referring back to them over the term. Ask your child about these questions at home to help them remember the knowledge!

1. Why was Bristol linked to the Transatlantic Slave Trade?
2. How many African people were exported as part of the Transatlantic Slave Trade?
3. How long did the Transatlantic Slave Trade last?



Your child will be taking part in P.E on **Monday and Tuesday**. We ask that children come to school dressed in their P.E kits on the days that they have P.E. We would like to remind our families that this involves wearing a gold P.E top and black shorts or black jogging bottoms and white/black trainers/daps. Usual school sweatshirt/ cardigan can be worn with this – no other sweatshirts to be worn please.



Home learning Expectations

Home Reading – We kindly ask that your child reads at least 5 times a week at home. Please prioritise this as this is proven to be the most impactful for children and their learning in school.

Maths –Times Table Rock Stars practise (Years 2 to 6) – a total of at least 20 minutes on 'Garage mode'.

Spellings – Please practise the weekly spellings at home to support the learning in school (Years 1-6) - around 15 minutes in total.

Please ensure you record evidence of your home learning in your home learning books so that you receive your 'Home Learning Hero' time!



Please ensure your child has a bottle of water at school every day.

Also please make sure that their belongings including school uniform, PE kit, book bags, lunch boxes and water bottles are all clearly labelled with your child's name and class.

Un-named uniform will be taken to the main entrance and put into lost property to be collected.

We ask children not to bring toys or items from home into school unless invited to do so by their class teacher.

Year 5 Term 6 Key dates:

Monday 10th June – Enrichment Day – PE kits to be worn

Week of 10th June – Phonics Screening week

Wednesday 12th June – KS2 Sports day – 9.30am start

Wednesday 19th June – Reserve KS2 Sports day

Thursday 20th June – Open Classroom from 2.50pm

Friday 21st June – FOMS Summer Fair – 3.30 onwards

Thursday 27th June – FOMS disco – 3.30 – 4.30pm KS1, 4.45 – 5.45 KS2

Friday 28th June – INSET – school closed for all children

Wednesday 10th July – Transition morning in school – meet new teacher

Friday 12th July – School Reports shared with families

Tuesday 23rd July – Last day of term

Question Prompts to use when reading with your child



The Book Introduction

Relate the story to the children's own experience (fiction)

Tap into the children's prior knowledge of the subject (non-fiction)

Very brief overview of the story without revealing too much

Look at front cover and encourage prediction - Who? Where? What?

Look at back cover and blurb

Look at illustrations

Recall Questions

Where does the story take place?

When did the story take place?

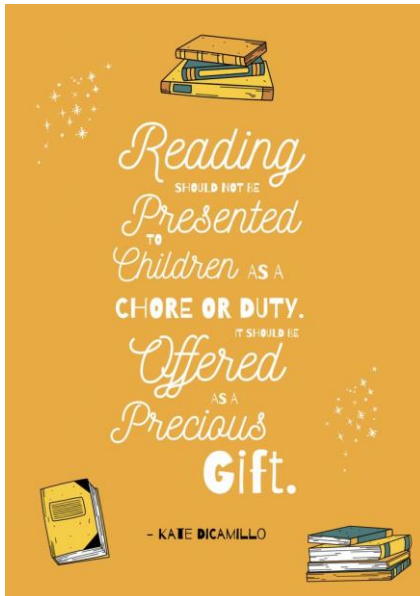
What did he/she look like?

Who was he/she?

Where did he/she live?

Who are the characters in the book?

Where in the book would you find ...?



Simple Comprehension Questions

What do you think is happening here?

What happened in the story?

What might this mean?

Through whose eyes is the story told?

Which part of the story best describes the setting?

What words and/or phrases do this?

What part of the story do you like best?



Investigative Questions

What makes you think that?

What words give you that impression?

How do you feel about...?

Can you explain why ...?

I wonder what the writer intended?

I wonder why the writer decided to...?

What do these words mean and why do you think the author chose them?

Has the author used adjectives to make this character funny?

Why did the author choose this setting?

